








# RAILWAY LOCATIONS NORTH ISLAND

Note: The locations shown are station sites, junctions or other places of railway interest. Many of the stations are no longer used by passenger trains and many no longer have their station facilities.

-  Notable tunnels
-  Notable bridges & viaducts
-  Electrified lines
-  Freight only lines
-  Places with locomotive turning facilities
-  Solid lines indicate passenger services
-  Heritage lines

